


ALLTEX INDUSTRIES LIMITED
139, Motijheel C/A, Dhaka-1000
STATEMENT OF FINANCIAL POSITION AS AT SEPTEMBER 30, 2017
(Un-audited)

	September 30, 2017 (‘000”Taka)	June 30, 2017 (‘000”Taka)
Non Current Assets:	2,385,846	2,398,655
Property, Plant and Equipment-Carrying Value	2,315,846	2,328,655
Capital Work in Progress	-	-
Investment	70,000	70,000
Current Assets:	1,458,167	1,523,855
Inventories	963,038	998,006
Accounts Receivable	307,145	342,946
Advances, Deposits & Sundry Receivables	166,686	155,573
Cash & Cash Equivalents	21,298	27,330
TOTAL ASSETS :	3,844,013	3,922,510
Share Holders' Equity:	1,362,990	1,428,084
Share Capital	559,680	559,680
Revaluation Surplus	939,067	939,067
Retained Earnings	(135,757)	(70,663)
Non-Current Liabilities:	400,934	583,309
Long Term Loan	120,359	302,287
Deferred Tax Liability	280,575	281,022
Current Liabilities:	2,080,090	1,911,117
Accounts Payable	149,478	180,171
Bank overdrafts-Secured	21,421	42,199
Long Term Loan (Current Maturity)	1,845,842	1,622,397
Unclaimed Dividend	2,687	2,687
Other Liabilities	60,662	63,662
Total Shareholders' Equity and Liabilities	3,844,013	3,922,510
Net Asset Value Per Share	24.35	25.52
Number of Shares Used to Compute NAV	55,968	55,968


CFO


Company Secretary

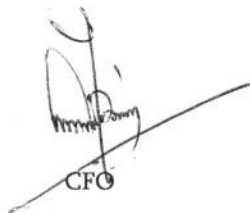

Managing Director


Chairman

ALLTEX INDUSTRIES LIMITED
139, Motijheel C/A, Dhaka-1000
PROFIT & LOSS ACCOUNTS & OTHERS COMPREHENSIVE INCOME
For the 1st Quarter ended September 30, 2017

(Un-audited)

	July 1, 2017 to September 30, 2017 (‘000’ Taka)	July 1, 2016 to September 30, 2016 (‘000’ Taka)
Export/Sales	167,044	314,107
Less: Cost of Goods Sold	(170,929)	(265,138)
Gross Profit	(3,885)	48,969
Operating Expenses:	(18,479)	(21,271)
Administrative Expenses	(12,091)	(12,918)
Marketing Expenses	(6,333)	(9,722)
Foreign Currency gain/(loss)	(55)	1,369
Profit from Operations	(22,364)	27,698
Non Operating Expenses	(42,175)	(47,230)
Financing Charges	(42,175)	(47,230)
Net Profit before Taxes and Contribution to WPPF	(64,539)	(19,532)
Less: Contribution to WPPF	-	-
Net Profit before Tax.	(64,539)	(19,532)
Provision for Tax :		
Current Tax	(1,002)	(1,808)
Deferred Tax	447	300
Net Profit for the 1st Quarter Transferred to Statement of Changes in Equity	(65,094)	(21,040)
Earning Per Share (per value Taka.10/-)	(1.16)	(0.38)
Number of Shares Used to Compute EPS	55,968	55,968


CFO



Company Secretary


Managing Director


Chairman

ALLTEX INDUSTRIES LIMITED
 139, Motijheel C/A, Dhaka-1000
 STATEMENT OF CASH FLOWS
 For the 1st Quarter ended September 30, 2017
 (Un-audited)

	July 1, 2017 to September 30, 2017 ('000' Taka)	July 1, 2016 to September 30, 2016 ('000' Taka)
Cash Flows from Operating Activities:		
Collection from Turnover and Recoveries	202,845	306,085
Payments to Suppliers and Employees & others	(207,678)	(312,329)
Cash Generated from Operation	(4,833)	(6,244)
Financing Charges	(659)	(692)
	(659)	(692)
Net Cash Flows from Operating Activities	(5,492)	(6,936)
Cash Flows from Investing Activities:		
Addition to Fixed Assets	(539)	(5,402)
Addition to Capital Work-in-progress	-	-
	(539)	(5,402)
Cash Flows from Financing Activities:		
Long Term Loan	(0)	-
Dividend Paid	-	(20)
	(0)	(20)
Increase/(Decrease) in Cash and Cash Equivalents	(6,032)	(12,357)
Cash and Cash Equivalents at Opening	27,330	33,981
Cash and Cash Equivalents at Closing	21,298	21,624
Net Operating Cash Flow Per Share	(0.10)	(0.12)
Number of Shares used to compute Net Operating Cash Flow & Net Cash Flow Per Share	55,968	55,968


CEO


Company Secretary



Managing Director


Chairman

ALLTEX INDUSTRIES LIMITED
 139, Motijheel C/A, Dhaka-1000
STATEMENT OF CHANGES IN EQUITY
For the 1st Quarter ended September 30, 2017
 (Un-audited)

Fig.in Taka'000'

Particulars	Share Capital	Revaluation Reserve	Dividend Equaliz. Reserve	Retained Earnings	Total
Balance as at July 01, 2017	559,680	939,067		(70,663)	1,428,084
Changes in the Accounting policy	-	-	-	-	-
Net Profit after Tax for the Period	-	-	-	(65,094)	(65,094)
Cash Dividend	-	-	-	-	-
Balance as at September 30, 2017	559,680	939,067	-	(135,757)	1,362,990
Balance as at July 01, 2016	559,680	939,067	-	48,355	1,547,102
Changes in the Accounting Policy	-	-	-	-	-
Net Profit after Tax for the Period	-	-	-	(21,040)	(21,040)
Cash Dividend	-	-	-	-	-
Balance as at September 30, 2016	559,680	939,067	-	27,315	1,526,062


CFO


Company Secretary


Managing Director


Chairman

ALLTEX INDUSTRIES LIMITED

Notes to the Interim Financial Statements
For the Period ended September 30, 2017

1.00 Basis of preparation of Interim Financial Statements:

These Financial Statements are the unaudited interim financial statement of Alltex Industries Limited for the First quarter ended September 30, 2017. These are prepared in accordance with the Bangladesh Accounting Standard (BAS 34) 'Interim Financial Reporting'. These financial statements should read in conjunction with the Annual Financial Statements as of June 30, 2017 as they provide on update of previously reported information.

2.00 Accounting Policies and Presentation:

The accounting policies and presentation used are consistent with those used in the Annual Financial Statements. Where necessary, the comparatives have been reclassified, restated or extended from the previously reported Interim Financial Statements to take into account any presentational changes made in the Annual Financial Statements or in these Interim Financial Statements.

3.00 Accounting Estimates:

The preparation of the financial statements requires managements to make estimates and assumptions that affect the reported amounts of revenue, expenses, assets, liabilities, and disclosure of contingent liabilities at the date of the interim Financial Statements. If in the future such estimates and assumption, which are based on management's best judgments at the date of the interim financial statements, deviate from the actual circumstance, the original estimates and assumption will be modified as appropriate in the period in which circumstances change.

4.00 Seasonal or Cyclical Variations:

The company operates in Industries where significant seasonal or cyclical variations in total sales are not experienced during the reporting period.

5.00 Inventories :

Inventories and stores are comprises of raw materials, packing materials, work in progress and finished goods. Inventories are valued at the lower of the weighted average cost and net realizable value.

6.00 Impairment Loss:

No impairment loss has been recognized or reversed during this interim period.

7.00 Income Tax:

Deferred tax is calculated by the management in compliance with BAS-12.

Current tax has been calculated and provided under section 53BBBB the tax deducted at source on export bill and 82C provision mationed in sub -section (2) shall be deemed to be final discharge of tax liability from that source of the income tax ordinance 1984.

8.00 Earnings per Share (EPS):

This has been calculated by dividing the net profit after tax by the weighted average number of ordinary shares outstanding during the period. The company calculated Earning per share (EPS) in accordance with BAS 33 "Earning per Share".

The major reason of decreasing's EPS is due to insufficient Gas pressure in pipe line our capacity ran in only at 10% to 15 % . For this reason, we cannot have shipped in our product in time and we are losing order from our valuable buyer. On other hand, due to increased competition from Pakistan & China in home textile sector our export/sales have decreased by Tk. 14.71 crore. As a result, EPS reduced by Tk.(0.78) per share during the period.

9.00 Net Asset Value (NAV) :

Net asset value (NAV) per share has been calculated dividing the shareholders equity by the number of shares outstanding at the end of the interim period.

10.00 Fixed Assets :

Fixed assets are stated at their historical cost less accumulated depreciation in compliance with the requierments of BAS 16. Depreciation on fixed assets is charged on reducing balance method.

11.00 Investment in Share

This represent ammount invested in Alltex Fabrics Limited, a public limited company not listed with any stock exchange for purchase of 7,000,000 ordinary share of Tk.10 each.

Investment in share represented at cost price method as per PARA 10 BAS 27.

	<u>30-Sep-17</u>	<u>30-Sep-16</u>
	<u>70,000</u>	<u>70,000</u>

12.00 Cash Flow Statement :

Statement of Cash Flows is prepared in accordance with BAS 7. Cash Flow Statement and the cash flows from operating activities have been presented under direct method as required by the Bangladesh Securities and Exchange Commission Rules 1987.

13.00 Cash & Cash equivalents :

Cash and cash equivalents are carried in the statement of financial position at cost and includes cash in hand and with banks on current deposit and marginal deposits accounts which are held and available for use by the company without any restriction. There is insignificant risk of change in value of the same.

14.00 Segments Reporting:

The Company has no reportable segments as per requirement of BFRS 8, segment reporting.

15.00 Events after the Reporting Period:

There is no significant event since the end of the interim period that has to be reflected in the financial statements for the interim period.

16.00 Pending Litigation:

No unusual litigation pending during this reporting period other than usual tax petition.

17.00 Related Party Transaction:

The Company carried out a number of transaction with related parties in the normal course of business and on arms length basis as required by BAS 24.

Name of Related Party	Relationship	Nature of Transaction	30-Sep-17		30-Sep-16	
a) Alltex Fabrics Limited	Common Director	Investment	70,000		70,000	
b) Alltex Fabrics Limited	Common Director	L/c liability	95,660		122,530	
b) M. Shibley	Employee Director	Ad.aga.H.Loan	32		392	
c) M. A. Mohsin	Employee Director	Ad.aga.H.Loan	32		392	

Investment of Tk. 70,000,000/- was made in 7,000,000 share of Tk.10/- each of Alltex Fabrics Limited

L/c Liabilities for raw Materials of Tk.95,659,745/- to purchase grey fabrics from Alltex Fabrics Limited.

18.00 Payment/ Perquisites to Directors :

(a) The aggregate amounts provided for the Directors of the company as defined in the Securities and Exchange Rules 1987

are disclosed below:

Basic Salary	280	280
Bonus	94	94
Perquisites:		
Housing	140	140
Transport	8	8
Medical	12	12
Total Taka	534	534

(a) The Chairperson and the Managing Director have foregone their respective remunerations and allowances for the period and the directors also did not take any remuneration for attending board meetings. The directors were also not paid for special services rendered during the year.

(b) Remuneration paid to two Director amounting Taka 224,334 & Tk.309,810 respectively.

(c) No compensation was allowed by the company to the Directors of the company.

(d) No amount of money was expended by the company for compensating any member of the board for special services rendered.

19.00 Rounding Off:

Figures have been rounded off to the nearest Tk.'000.

20.00 Contingent Liability:

a. Contingent liabilities Tk 190.00 lac as bank guarantee purpose.

b. There is no unavailed credit facilities, other than those in the normal course of business, available to the Company on September 30, 2017

Note:

The details of the published 1st quarter financial statements can be available in the web-site of the company. The address of the web-site is www.alltexbd.com